


SKIER ABILITY CHART



Red Skiers: Red Skiers are first time skiers. They will explore equipment, sliding on one and both skis, and the skills needed to make a wedge. Your child will spend time walking, gliding and sliding, while getting used to the mountain environment. Red Skiers must be able to balance and make a wedge while sliding before moving to Yellow




Purple Skiers: Purple Skier are able to ski all blue terrain and some black. They are working on refining all skills while challenging themselves on moguls, varying snow conditions and easy glades. The Purple skier is using the entire mountain and exploring new challenges in the mountain environment.




The Life Cycle of The New Skier



Yellow Skiers: Yellow Skiers have learned how to make a wedge and balance while sliding on their skis. They will begin to learn the basics of the wedge turn and how to ride a surface lift. Yellow skiers must be able to control speed using turn shape before moving to Green.



Blue Skiers: Blue Skiers are able to match skis in turns on all green and some Blue terrain. They are working on parallel turns and skiing a variety of terrain and snow conditions. They will start to use poles and varying speed. Blue Skiers must be able to ski all Blue terrain with matching skis before moving to Purple.



Green Skiers: Green Skiers are able to control speed through turn shape. They are beginning to change the size and shape of their turns while exploring more terrain. Green skier will ride The Learning Center chair. Green skiers must be able to ski all green terrain safely before moving to Blue